二〇一六年年度报告

( )

681,021,500

10 0.80

cninfo 巨潮资讯 www.cninfo.com.cn 中国证监会指定信息披露网站

目　　录

.....2
.....5
.....8
.....10
.....22
.....32
.....37
.....38
.....44
.....48
.....49
.....120

cninfo 巨潮资讯 www.cninfo.com.cn 中国证监会指定信息披露网站

		2016

cninfo 巨潮资讯 www.cninfo.com.cn 中国证监会指定信息披露网站

			000759
	ZHONGBAI HOLDINGS GROUP CO.,LTD.		
	ZBJT		
	129		
	430021		
	65-71 8		
	430035		
	http:www.whzb.com		
	whzb@whzb.com		

	65-71 8 B	65-71 8 B
	027-82832006	027-82832006
	027-82832006	027-82832006
	whzbyxh@sina.com	whzbcw@163.com

	http://www.cninfo.com.cn

cninfo 巨潮资讯 www.cninfo.com.cn 中国证监会指定信息披露网站

	91420100177682019R

	169

	2016	2015		2014
	15,366,346,606.63	16,401,384,797.36	-6.31%	16,909,016,582.66
	6,466,007.11	5,610,530.73	15.25%	186,246,521.76
	-233,491,055.79	-37,640,986.25	-520.31%	72,719,953.48
	693,158,761.91	111,236,950.69	523.14%	347,100,226.07
/	0.0095	0.0082	15.25%	0.27
/	0.0095	0.0082	15.25%	0.27
	0.22%	0.19%	0.03	6.27%
	2016	2015		2014
	9,084,610,858.62	8,616,380,379.84	5.43%	8,855,341,714.12
	2,975,433,120.56	2,968,967,113.45	0.22%	3,023,185,078.76

1

cninfo 巨潮资讯 www.cninfo.com.cn 中国证监会指定信息披露网站

2

	4,572,912,296.18	3,450,363,229.14	3,613,359,585.73	3,729,711,495.58
	3,873,013.01	-66,328,636.57	-112,365,803.14	181,287,433.81
	5,322,098.51	-86,926,326.23	-104,868,399.42	-47,018,428.65
	550,270,320.37	-200,264,609.12	139,066,676.42	204,086,374.24

	2016	2015	2014
	312,355,931.87	-5,744,007.47	114,894,844.12
	50,766,912.90	23,871,199.36	25,459,187.02
	2,392,518.64	67,236,054.79	6,720,407.97
	-62,318,172.57	-28,177,151.21	-34,217,454.50
	63,291,890.99	13,939,946.57	-682,657.50
	-51,763.05	-5,368.08	13,073.83
	239,957,062.90	43,251,516.98	113,526,568.28

1

1

1

cninfo 巨潮资讯 www.cninfo.com.cn 中国证监会指定信息披露网站

1,026

20

10 30

10 500

2016

2016

33.23 10.40% 0.3

2016 50

0.5% 1.4

0.3 15 3

153.66 6.31% 6,433.68

20.94% 646.6 15.25%

150.22 5.90%

97.76% 3.44 21.45% 2.24%

142.04 92.44%

11.19 7.29%

2016 12 31 1026 184 71

79 34 812 50

20 11 19

1

	1.2016 10 70%

cninfo 巨潮资讯 www.cninfo.com.cn 中国证监会指定信息披露网站

	1.29 4,515.00 1 2016 12 5% 35% 2016 12 31 250.00 1,500.00 2.2016 12 51% 3,252.62 2016 12 49% 3 2016 30 1.38 4.6% 2016 4,120.00 4.6%
	2016 2 SPV - 10.40 5% 2016 12 5,200.00 5%

2

1

2016

1026

2

20

3 2001

cninfo 巨潮资讯 www.cninfo.com.cn 中国证监会指定信息披露网站

2016

1026

184 71 79 34

6

REITS REITS 10.4

8.93

2015 6 151 1

150 2 72

(

1

2

1

	2016		2015		
	15,366,346,606.63	100%	16,401,384,797.36	100%	-6.31%
	14,204,233,776.65	92.44%	15,269,351,642.31	93.10%	-6.98%
	1,119,450,888.21	7.29%	1,232,305,814.97	7.51%	-9.16%
	43,290,203.00	0.28%	84,308,741.00	0.51%	-48.65 %
	503,937,211.74	3.28%	491,808,950.18	3.00%	2.47%
	-504,565,472.97	-3.28%	-676,390,351.10	-4.12%	-25.40%
	15,366,346,606.63	100.00%	16,401,384,797.36	100.00%	-6.31%
	15,022,198,673.83	97.76%	15,963,285,475.60	97.33%	-5.90%
	344,147,932.80	2.24%	438,099,321.76	2.67%	-21.44%

2 **10%**

cninfo 巨潮资讯 www.cninfo.com.cn 中国证监会指定信息披露网站

	14,204,233,776.65	11,182,685,151.39	21.27%	-6.98%	-7.72%	0.63%
	1,119,450,888.21	836,713,442.62	25.26%	-9.16%	-11.98%	2.40%
	43,290,203.00	40,407,955.31	6.66%	-48.65%	-44.18%	-7.48%
	503,937,211.74	378,813,226.01	24.83%	2.47%	0.81%	1.23%

1

3

			2016	2015	
			14,204,233,776.65	15,269,351,642.31	-6.98%
			1,119,450,888.21	1,232,305,814.97	-9.16%
			43,290,203	84,308,741	-48.65%
			503,937,211.74	491,808,950.18	2.47%
			-504,565,472.97	-676,390,351.1	-25.40%

30%

2016 43290203 48.65%

4

5

		2016		2015		
		11,182,685,151.39	92.15%	12,117,580,335.24	93.31%	-7.72%
		836,713,442.62	6.90%	950,643,520.28	7.32%	-11.98%
		40,407,955.31	0.33%	72,386,640.23	0.56%	-44.18%
		378,813,226.01	3.12%	375,769,190.69	2.89%	0.81%
		-303,802,984.08	-2.50%	-530,447,118.63	-4.08%	42.73%

6

1

cninfo 巨潮资讯 www.cninfo.com.cn 中国证监会指定信息披露网站

	2016 4	37,721,300.96	7,721,300.96
	2016 9	177,824,178.75	-2,175,821.25
	2016 7	8,918,054.43	-1,081,945.57
	2016 7	10,015,655.87	15,655.87
	2016 5		0.00
	2016 5	41,715.34	41,715.34
	2016 8	999,814.65	-185.35
	2016 8	128,680,482.23	-69,517.77
	2016 8	2,000,097.65	97.65
	2016 8	3,507,140.65	2,507,140.65
	2016 8		
	2016 8		

2016 5 80% 2016 12 31 2,500.00

2

	2016 12
	2016 7
	2016 7
	2016 4
	2016 4
	2016 4
	2016 5

1.2016 4

2.2016

7

8

	1,720,707,610.13
	13.59%
	0.00%

5

1		731,196,696.18	5.77%

cninfo 巨潮资讯 www.cninfo.com.cn 中国证监会指定信息披露网站

2		325,320,594.00	2.57%
3		268,420,718.70	2.12%
4		253,874,703.30	2.00%

	54,488,869.00	84.69%		
	7,886,144.33	12.26%		
	369,038,940.46	573.60%		
	98,378,823.70	152.91%		

1

	2016		2015			
	1,308,623,107.22	14.40%	934,225,170.18	10.84%	3.56%	
	64,492,127.85	0.71%	65,906,662.64	0.76%	-0.05%	
	1,868,913,595.26	20.57%	1,810,399,932.81	21.01%	-0.44%	
	50,949,848.42	0.56%	52,450,143.98	0.61%	-0.05%	
	118,307,308.48	1.30%	20,940,763.20	0.24%	1.06%	
	4,022,010,964.92	44.27%	4,069,346,616.58	47.23%	-2.96%	
	15,373,442.88	0.17%	66,874,686.96	0.78%	-0.61%	
	1,194,311,998.17	13.15%	380,000,000.00	4.41%	8.74%	
	260,900,000.00	2.87%	400,000.00	0.00%	2.87%	
	270,624,085.82	2.98%	433,977,221.71	5.04%	-2.06%	
	423,461,754.79	4.66%	547,217,011.14	6.35%	-1.69%	

2

	0.00						56,325,600.00	56,325,600.00
	0.00						56,325,600.00	56,325,600.00
1							25,075,000.00	25,075,000.00
2							31,250,600.00	31,250,600.00
	0.00						56,325,600.00	56,325,600.00
	0.00							0.00

cninfo 巨潮资讯 www.cninfo.com.cn 中国证监会指定信息披露网站

3

1

1,028,400,000.00	17,020,000.00	5,942.30%

2

			41,200,000.00	9.17%		6								

	42%	2016 12 28	2,678.63	-297.42		263.89%						2016 9 28	2016-34 www.cninfo.com.cn)
	9%	2016 12 28	573.99	-63.73		56.55%						2016 9 28	2016-34 2016-12-28 www.cninfo.com.cn)
	34%	2016 12 28	2,193	-10.92		76.24%						2016 3 11	2016-8 www.cninfo.com.cn)
[redacted]	16%	2016 12 28	1,032	-5.14									

			14800	1,378,690,246.76	403,538,785.03	2,910,619,340.83	-4,406,467.02	-2,835,681.18
			25800	707,465,724.56	303,623,182.70	152,703,252.81	28,721,445.54	27,637,593.88
			5000	124,477,099.84	77,679,703.21	59,419,017.71	3,230,257.42	

2017

200 10

190

2017

1

10 10

150

40

2

3

3

cninfo 巨潮资讯 www.cninfo.com.cn 中国证监会指定信息披露网站

4

5

SOP

6

( )

1

2016 2 22			
2016 2 24			

cninfo 巨潮资讯 www.cninfo.com.cn 中国证监会指定信息披露网站

2016 4 15			
2016 8 24			
2016 9 2			
2016 9 9			
2016 9 14			
2016 11 3			
2016 11 17			
2016 12 21			
2016 12 29			

	11
	60
	0
	0

cninfo 巨潮资讯 www.cninfo.com.cn 中国证监会指定信息披露网站

3

1 2014 2014
151,459,504.81 10% 10% 30,291,900.96
2014 121,167,603.85 355,654,117.17
2014 2013 81,722,580.00 2014
395,099,141.02 681,021,500 10 0.80
54,481,720.00 340,617,421.02

2 2015 2015
61,053,445.12 10% 10% 12,210,689.02
2015 48,842,756.10 395,099,141.02
2015 2014 54,481,720.00 2015
389,460,177.12

3 2016 2016
188,917,157.71 10% 10% 37,783,431.54
1,116,789.77 2016
152,250,515.94 389,460,177.12 2016
541,710,693.06 681,021,500 10
0.80 54,481,720 487,228,973.06

2016	54,481,720.00	6,466,007.11	842.59%
2015	0.00	5,610,530.73	0.00%
2014	54,481,720.00	186,246,521.76	29.25%

cninfo 巨潮资讯 www.cninfo.com.cn 中国证监会指定信息披露网站

2

10

	116
	20

2016

116

cninfo 巨潮资讯 www.cninfo.com.cn 中国证监会指定信息披露网站

1

					16510.48	1.75%	40000				2016 4 30	2016-19 www.cninfo.com.cn
					116.03							
					18.21							
				--	16644.72		40000	--	--	--	--	--

2

3

cninfo 巨潮资讯 www.cninfo.com.cn 中国证监会指定信息披露网站

-

-

2016

9 30 104,000

104,000

66,000 66,000 198 /

2

10

116.03

1

1

2016 8 23

10

10 2.5%

10

10%

10%

2

3

A1		0		A2		0		
A3		0		A4		0		

2016 5
24

A3+B3+C3	216,800	A4+B4+C4	100,438.4
A4+B4+C4			33.76%

2

3

1

			10,000	2016 2 23	2016 3 24	4.40%	10,000		36.16	36.16	36.16
		16018	10,000	2016 2 25	2016 3 24	4.10%	10,000		31.45	31.45	31.45
		WL35BB X35	500	2016 5 17	2016 6 21	2.80%	500		1.34	1.34	1.34
			10,000	2016 5 17	2016 6 16	3.70%	10,000		30.41	30.41	30.41
			6,420	2016 6 2	2016 7 4	3.54%	6,420		20.55	20.55	20.55
			3,580	2016 6 03	2016 7 4	3.54%	3,580		11.10	11.10	11.10
			9,920	2016 8 22							

4

1

2

1 2016 2

2016 8 24

www.cninfo.com.cn

2016-32

2017 1 6

www.cninfo.com.cn

2017-1

1

	462,408	0.07%				-19,850	-19,850	442,558	0.07%
2	64,741	0.01%						64,741	0.01%
3	397,667	0.06%				-19,850	-19,850	377,817	0.06%
	258,720	0.04%						258,720	0.04%
	138,947	0.02%				-19,850	-19,850	119,097	0.02%
	680,559,092	99.93%				19,850	19,850	680,578,942	99.93%
1	680,559,092	99.93%				19,850	19,850	680,578,942	99.93%
	681,021,500	100.00%						681,021,500	100.00%

2

	20,000	20,000	0	0		2016 4 13
	3,750		150	3,900		
	23,750	20,000	150	3,900	--	--

cninfo 巨潮资讯 www.cninfo.com.cn 中国证监会指定信息披露网站

1

2

3

1

	27,145		28,594		0		0
5% 10							

		18.07%	123,067,656		64,741	123,002,915		40,585,387
		13.93%	94,853,195			94,853,195		40,585,387
		10.01%	68,202,800			68,202,800		
		6.23%	42,407,628			42,407,628		42,400,000
		5.00%	34,042,125			34,042,125		
		4.99%	33,959,390			33,959,390		
6		2.94%	20,000,000			20,000,000		
-		1.41%	9,633,800	+7,333,800		9,633,800		
		1.14%	7,762,505	+7,762,505		7,762,505		
		1.12%	7,602,528	+7,602,528		7,602,528		

10	
	( )

10		

cninfo 巨潮资讯 www.cninfo.com.cn 中国证监会指定信息披露网站

	123,002,915		123,002,915
	94,853,195		94,853,195
	68,202,800		68,202,800
	42,407,628		42,407,628
	34,042,125		34,042,125
	33,959,390		33,959,390
6	20,000,000		20,000,000
-	9,633,800		9,633,800

3

cninfo 巨潮资讯 www.cninfo.com.cn 中国证监会指定信息披露网站

				55	2015 10 30	2017 12 31	50,000					50,000
				54	2014 12 31	2017 12 31						
				45	2015 10 30	2017 12 31						
				58	2014 12 31	2017 12 31						
				39	2014 12 31	2017 12 31						
				37	2014 12 31	2017 12 31						
				47	2014 12 31	2017 12 31	5,000	200				5,200
				52	2011 12 16	2017 12 31						
				61	2013 06 18	2017 12 31						
				54	2014 12 31	2017 12 31						
				53	2016 05 25	2017 12 31						
				49	2006 10 30	2017 12 31	10,000					10,000
				40	2014 12 31	2017 12 31						
				40	2014 12 31	2017 12 31						
				46	2014 12 31	2017 12 31						
				47	2014 12 31	2017 12 31	22,778					22,778
				56	2000 1 30	2017 12 31	16,640					16,640
				55	2000 2 01	2017 12						

1963

1972 1998 2013

2013

11

1959

1978

1980

1970

1965

1956

1963

cninfo 巨潮资讯 www.cninfo.com.cn 中国证监会指定信息披露网站

1964

1968

1977

1977

1971

1970 3

1961

1962

1969

1970

cninfo 巨潮资讯 www.cninfo.com.cn 中国证监会指定信息披露网站

1975

1971 1999

2014 2014

			2014 2	
			2009 8	
			2012 4	
			2007 1	
			2016 11	
			2016 11	
			2016 11	

1994 5

			55		74.04	
			54			
			45		124.37	
			58			
			39			
			37			
			47		20	
			52		9.6	
			61		9.6	
			54		9.6	
			53		9.6	
			49		49.48	
			40			
			40			
			46			
			47		18.2	
			56		73.54	
			55		77.1	
			48		64.49	
			47		57.45	
			42		49.48	
			46		80.88	
	--	--	--	--	727.43	--

1

	132
	31,844
	31,976
	31,976
	0

cninfo 巨潮资讯 www.cninfo.com.cn 中国证监会指定信息披露网站

	1,207
	27,615
	1,145
	410
	1,599
	31,976
	1,243
	4,110
	26,623
	31,976

2

3

4

cninfo 巨潮资讯 www.cninfo.com.cn 中国证监会指定信息披露网站

			41.21% 24.09%	2012 12 21 2012	2014 7 21 5

1

cninfo 巨潮资讯 www.cninfo.com.cn 中国证监会指定信息披露网站

2015

2016 2020

2016-2017 2015 12 28 2015

1

2

	2017 3 30
	2016 (www.cninfo.com.cn)
	83.53%
	93.37%

cninfo 巨潮资讯 www.cninfo.com.cn 中国证监会指定信息披露网站

		1 2 3 4 5 6 7 8

cninfo 巨潮资讯 www.cninfo.com.cn 中国证监会指定信息披露网站

	2017 3 28
	2017 010250

2017 010250

2016 12

31 2016

1

2

2016 12 31 2016

2017 3 28

cninfo 巨潮资讯 www.cninfo.com.cn 中国证监会指定信息披露网站

1

2016 12 31

	1,308,623,107.22	934,225,170.18
	9,614,551.59	1,485,976.82
	64,492,127.85	65,906,662.64

	432,628,542.39	454,239,246.67
	31,653,058.57	39,521,646.04
	423,461,754.79	547,217,011.14
	62,882,239.39	2,747,404.35
	2,197,225.20	24,655,849.64
	5,420,364,385.04	5,278,393,368.56
	9,084,610,858.62	8,616,380,379.84
	1,194,311,998.17	380,000,000.00
	444,773,678.21	503,477,856.18
	2,003,738,844.98	1,613,204,329.59
	1,590,358,886.22	1,696,100,202.94
	10,419,785.77	5,199,581.90
	160,688,275.85	71,759,505.70
		2,484,400.00
	828,774.38	828,460.25
	345,234,447.88	234,541,624.45
		500,000,000.00
	5,750,354,691.46	5,007,595,961.01
	314,400,000.00	621,337,500.00

cninfo 巨潮资讯 www.cninfo.com.cn 中国证监会指定信息披露网站

	36,002.09	140,258.26
	23,351,051.70	2,486,680.48
	2,239,648,416.39	2,200,570,489.94
	260,650,000.00	150,000.00
	2,342,992,212.05	2,043,930,814.15
	26,590,729.21	27,391,167.49
	138,307,845.75	113,297,834.83
		375,378.64
	2,768,540,787.01	2,185,145,195.11
	5,008,189,203.40	4,385,715,685.05
	250,000,000.00	
	665,044.67	833,760.47
	35,569.84	35,569.84
	6,700,000.00	
	61,589,616.44	7,432,870.31
		2,484,400.00
	828,774.38	828,460.25
	1,730,216,766.58	799,043,640.17
		500,000,000.00

cninfo 巨潮资讯 www.cninfo.com.cn 中国证监会指定信息披露网站

[redacted]	1,310,658,701.04



6.		
	8,877,132.95	3,349,484.97
	6,466,007.11	5,610,530.73
	2,411,125.84	-2,261,045.76
	0.01	0.01
	0.01	0.01

4

	16,533,190.55	4,249,361.05
	800,438.28	950,766.72
	1,459,350.22	229,232.18
	519,296.99	554,698.92
	66,791,856.72	37,563,914.81
	15,643,702.16	11,760,049.04
	1,004,855.00	-2,515.21
	12,687,126.77	111,490,773.42
	151,324.07	911,241.78
	-56,999,182.05	64,683,988.01
	316,302,271.18	1,279,045.35
	315,861,241.13	145.35
	7,116,623.65	154,115.61
	1,747,025.46	4,115.61
	252,186,465.48	65,808,917.75
	63,269,307.77	4,755,472.63
	188,917,157.71	61,053,445.12
1.		

1.		
2.		
3.		
4.		
5.		
6.		
	188,917,157.71	61,053,445.12

5

	16,938,699,096.42	18,424,608,439.34
	693,158,761.91	111,236,950.69
	724,200,000.00	105,900,000.00
	2,792,518.64	3,436,054.79
	461,558,131.46	2,698,260.35
	26,603,355.09	
	2,466,000.00	3,800,000.00
	1,217,620,005.19	115,834,315.14
	451,951,396.80	492,985,792.60
	1,028,400,000.00	17,020,000.00
	1,480,351,396.80	510,005,792.60
	-262,731,391.61	-394,171,477.46
	22,200,000.00	
	22,200,000.00	
	1,514,311,998.17	1,765,000,000.00
		1,000,000,000.00
	51,232,916.26	
	1,587,744,914.43	2,765,000,000.00
	1,500,000,000.00	2,515,000,000.00
	72,541,431.43	147,774,941.39

	1,256,809,730.14	68,905,712.75
	1,274,151,386.75	73,181,527.25
	1,416,582.70	232,642.17
	26,657,684.80	21,079,697.97
	9,617,054.09	2,802,329.52
	30,480,124.79	11,999,571.16
	68,171,446.38	36,114,240.82
	1,205,979,940.37	37,067,286.43
	1,194,350,000.00	105,900,000.00
	32,792,518.64	163,779,531.64
	719,760.00	800.00
	1,227,862,278.64	269,680,331.64
	137,510,383.14	1,678,395.45
	1,306,900,000.00	27,020,000.00
	20,000,000.00	
	1,464,410,383.14	28,698,395.45
	-236,548,104.50	240,981,936.19
	250,000,000.00	
		1,000,000,000.00
	250,000,000.00	1,000,000,000.00
	800,000,000.00	1,000,000,000.00
	53,602,810.87	130,006,138.75
	853,602,810.87	1,130,006,138.75
	-603,602,810.87	-130,006,138.75
	365,829,025.00	148,043,083.87
	387,087,361.72	239,044,277.85
	752,916,386.72	387,087,361.72

7

cninfo 巨潮资讯 www.cninfo.com.cn 中国证监会指定信息披露网站

	681,021,500.00				1,070,978,994.01				307,390,581.21		909,576,038.23	9,986,472.05	2,978,953,585.50
	681,021,500.00				1,070,978,994.01				307,390,581.21		909,576,038.23	9,986,472.05	2,978,953,585.50
									37,783,431.54		-31,317,424.43	24,611,125.84	31,077,132.95

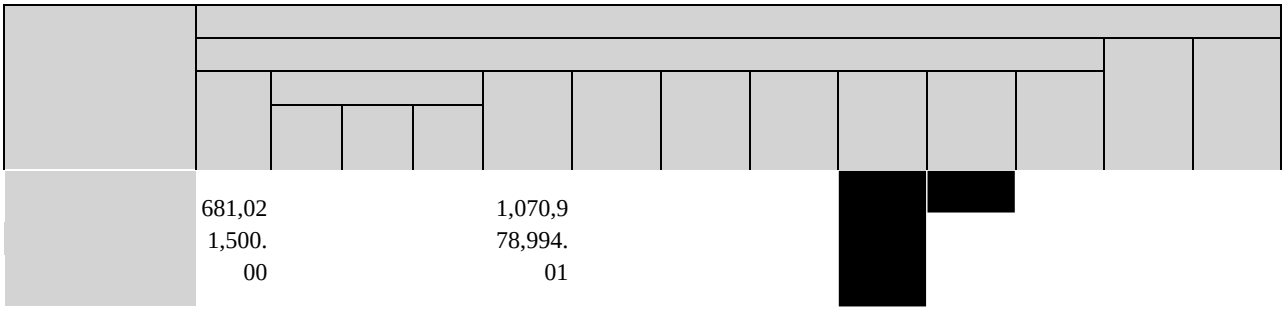

	681,02 1,500. 00				1,070,9 78,994. 01							

1													
2													
3													

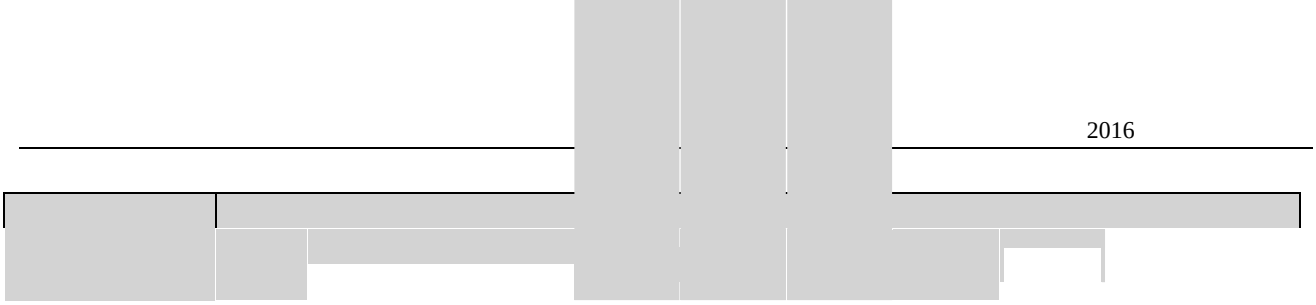

1									12,210,689.02	-12,210,689.02	
2											
3										-54,481,720.00	-54,481,720.00
1											
2											
3											
4											

2006 2 10
1.25
2006 3 28 1,788.283 2,671.332
16,494.57
2006 6 15 2005 2005
20,954.185 10 5/TT049B78 0 Td(10)TjC [<1D38>-10<02C8>-5<079C>-1-B75

1

1 1 12 31

2

3

4

1

2

A

22

B

cninfo 巨潮资讯 www.cninfo.com.cn 中国证监会指定信息披露网站

5

1

2016 12 31

2

3

4

5

cninfo 巨潮资讯 www.cninfo.com.cn 中国证监会指定信息披露网站

6

6

7

1

2

8

cninfo 巨潮资讯 www.cninfo.com.cn 中国证监会指定信息披露网站

1

2

A

B

C

D

A

B

C

cninfo 巨潮资讯 www.cninfo.com.cn 中国证监会指定信息披露网站

D

A

B

a

b

c

d

e

f

g

h

i

C

a

b

50%

cninfo 巨潮资讯 www.cninfo.com.cn 中国证监会指定信息披露网站

3

A

B

4

cninfo 巨潮资讯 www.cninfo.com.cn 中国证监会指定信息披露网站

5

(

)

6

9

1

	5

2

1 1	5.00%	5.00%
1 2	8.00%	8.00%
2 3	10.00%	10.00%

cninfo 巨潮资讯 www.cninfo.com.cn 中国证监会指定信息披露网站

3 4	50.00%	50.00%
4 5	80.00%	80.00%
5	100.00%	100.00%

	0.00%	0.00%

3

	3

10

1

2

3

4

5

cninfo 巨潮资讯 www.cninfo.com.cn 中国证监会指定信息披露网站

6

11

1

A

B

a

b

c

d

A

B

C 7 -

D 12 --

2

cninfo 巨潮资讯 www.cninfo.com.cn 中国证监会指定信息披露网站

3

4

12

1

cninfo 巨潮资讯 www.cninfo.com.cn 中国证监会指定信息披露网站

4

14

1

2

3

15

1

3

2

16

1

cninfo 巨潮资讯 www.cninfo.com.cn 中国证监会指定信息披露网站

2

A

B

3

17

1

2

3

4

5

6

7

8

-

cninfo 巨潮资讯 www.cninfo.com.cn 中国证监会指定信息披露网站

18

19

1

2

A

B

3

4

20

1

cninfo 巨潮资讯 www.cninfo.com.cn 中国证监会指定信息披露网站

2

21

1

2

A

B

3

22

cninfo 巨潮资讯 www.cninfo.com.cn 中国证监会指定信息披露网站

1

2

A

B

23

1

2

24

1

2

cninfo 巨潮资讯 www.cninfo.com.cn 中国证监会指定信息披露网站

25

26

27

1

cninfo 巨潮资讯 www.cninfo.com.cn 中国证监会指定信息披露网站

2

1

		0 6% 11% 13% 17%
	2016 5 1	5%
		7%
		25%
		5%
		3%
		1.5%

1

	90,933,249.22	86,781,542.15
	901,044,159.15	677,776,063.15
	316,645,698.85	169,667,564.88
	1,308,623,107.22	934,225,170.18

1

2

25.28%

2

1

	9,614,551.59	1,485,976.82
	9,614,551.59	1,485,976.82

2

	49,132,688.58	
	49,132,688.58	

3 **5% 5%**

4

5 **547.02%**

3

1

cninfo 巨潮资讯 www.cninfo.com.cn 中国证监会指定信息披露网站

	74,021,225.26	100.00%	9,529,097.41	12.87%	64,492,127.85	74,697,805.93	100.00%	8,791,143.29	11.77%	65,906,662.64
	74,021,225.26	100.00%	9,529,097.41	12.87%	64,492,127.85	74,697,805.93	100.00%	8,791,143.29	11.77%	65,906,662.64

1				
1		67,368,197.87	3,368,409.90	5.00%
1 2		322,717.19	25,817.37	8.00%
2 3		120,787.29	12,078.73	10.00%
3 4		140,640.00	70,320.00	50.00%
4 5		82,057.50	65,646.00	80.00%
5		5,986,825.41	5,986,825.41	100.00%
		74,021,225.26	9,529,097.41	12.87%

9

2

737,954.12

3

22,802,898.32

30.81% 1,140,144.92

4

A. 5% 5%

B. 6

4

1

1	270,533,633.37	99.97%	433,620,728.25	99.92%

cninfo 巨潮资讯 www.cninfo.com.cn 中国证监会指定信息披露网站

1 2	9,299.43	0.00%	242,940.44	0.06%
2 3			10,000.00	0.00%
3	81,153.02	0.03%	103,553.02	0.02%
	270,624,085.82	--	433,977,221.71	--

2

40,421,329.90

14.94%

3 **5%(5%)**

4 **37.64%**

5

1

	5,165,171.46	5.35%	5,165,171.46	100.00%	0.00	5,165,171.46	8.14%	5,165,171.46	100.00%	0.00
	91,429,953.77	94.65%	13,365,552.10	14.62%	78,064,401.67	58,323,370.91	91.86%	10,112,391.22	17.34%	48,210,979.69
	96,595,125.23	100.00%	18,530,723.56	19.18%	78,064,401.67	63,488,542.37	100.00%	15,277,562.68	24.06%	48,210,979.69

1			
1 1	69,471,134.10	3,473,556.74	5.00%
1 2	3,590,183.40	287,214.67	8.00%
2 3	7,436,185.62	743,618.57	10.00%
3 4	3,163,768.68	1,581,884.35	50.00%
4 5	2,447,021.00	1,957,616.80	80.00%
5	5,321,660.97	5,321,660.97	100.00%
	91,429,953.77	13,365,552.10	14.62%

cninfo 巨潮资讯 www.cninfo.com.cn 中国证监会指定信息披露网站

	5,165,171.46	5,165,171.46	100%	
	5,165,171.46	5,165,171.46		

2

3,253,160.88

3

	31,760,224.92	19,076,016.78
	5,220,873.16	4,718,502.56
	5,165,171.46	5,165,171.46
	16,263,100.00	
	38,185,755.69	34,528,851.57
	96,595,125.23	63,488,542.37

4

-		20,100,000.00	2016	20.81%	1,005,000.00
		13,393,200.00	2016	13.87%	669,660.00
		5,165,171.46	2004-2006	5.35%	5,165,171.46
		5,117,464.36	2016	5.30%	255,873.22
		4,730,000.00	2014	4.90%	473,000.00
	--	48,505,835.82	--	50.23%	7,568,704.68

5

A. 5% 5%

B. 6

6

1

	16,631,673.98		16,631,673.98	14,681,407.29	43,515.31	14,637,891.98
	1,664,176,125.58	992,878.35	1,663,183,247.23	1,547,171,932.21	649,459.20	1,546,522,473.01

cninfo 巨潮资讯 www.cninfo.com.cn 中国证监会指定信息披露网站

	1,967,328.46	5,705,767.99		5,705,767.99
	44,257,039.86	61,870,906.84		61,870,906.84
	66,267,809.77	105,056,397.03		105,056,397.03
	76,606,495.96	76,606,495.96		76,606,495.96
992,878.35	1,868,913,595.26	1,811,092,907.32	692,974.51	1,810,399,932.81

		28,353.08	15,162.23	
992,878.35		649,459.20		992,878.35

	100,000.00			100,000.00					20.00%	
	50,000.00			50,000.00					0.30%	
	50,000.00			50,000.00					0.07%	
	50,000.00			50,000.00					0.15%	
	150,000.00			150,000.00					1.10%	
	5,940,000.00			5,940,000.00	5,940,000.00			5,940,000.00	18.00%	
		500,000.00		500,000.00					5.00%	
	6,340,000.00	500,000.00		6,840,000.00	5,940,000.00			5,940,000.00	--	

1 2016 2

SPV

-

10.40

5%

2016 12 5,200.00

5%

2 65,125.00%

9



2.	2,819,025,560.21	424,059,812.78	618,854,121.24	52,042,382.10	130,773,763.49	24,590,976.76	4,069,346,616.58

2

	126,268,263.40	
	163,223,475.81	
	253,386,225.53	

1

2

12

1

				172,666.00		

2.				
1				
2				
3				
3.	14,168,808.85			14,168,808.85
1				
1	11,617,178.00			11,617,178.00
2	2,551,630.85			2,551,630.85
4.	517,615,325.19			517,615,325.19
1.	77,544,887.37			77,544,887.37
2.	12,917,182.24			12,917,182.24
1	12,917,182.24			12,917,182.24
3.	5,475,286.81			5,475,286.81
1				
1	2,923,655.96			2,923,655.96
2	2,551,630.85			2,551,630.85
4.	84,986,782.80			84,986,782.80

10

3

15

	365,573,385.92	27,491,781.31	99,828,563.46	0.00	293,236,603.77
	55,572,265.85	22,716,069.44	22,631,891.54	0.00	55,656,443.75
	124,830,752.98	31,398,491.07	39,454,057.41	42,681,393.51	74,093,793.13
	757,804.93	0.00	292,504.92		

	2,197,225.20	24,655,849.64
	2,197,225.20	24,655,849.64

91.09%

18

	112,449,299.11	
	112,449,299.11	

19

1

	1,194,311,998.17	380,000,000.00
	1,194,311,998.17	380,000,000.00

214.29%

20

	444,773,678.21	503,477,856.18
	444,773,678.21	503,477,856.18

21

1

	78,708,626.98	154,427,980.99
	1,925,030,218.00	1,458,776,348.60
	2,003,738,844.98	1,613,204,329.59

2 **1**

3 **6**

22

1

	1,586,841,960.22	1,692,259,562.94
	3,516,926.00	3,840,640.00
	1,590,358,886.22	1,696,100,202.94

2 **5%** **5%**

3 **1**

cninfo 巨潮资讯 www.cninfo.com.cn 中国证监会指定信息披露网站

23

1

	5,199,581.90	1,460,904,124.05	1,455,683,920.18	10,419,785.77
-		136,561,453.20	136,561,453.20	
		143,863.44	143,863.44	
	5,199,581.90	1,597,609,440.69	1,592,389,236.82	10,419,785.77

2

1	5,150,000.00	1,215,205,598.74	1,210,139,771.75	10,215,826.99
2		21,261,608.77	21,261,608.77	
3		158,191,376.29	158,191,376.29	
		142,751,479.34	142,751,479.34	
		4,181,128.97	4,181,128.97	
		11,258,767.98	11,258,767.98	
4		55,772,170.13	55,772,170.13	
5	49,581.90	10,473,370.12	10,318,993.24	203,958.78
	5,199,581.90	1,460,904,124.05	1,455,683,920.18	10,419,785.77

3

1		127,756,603.80	127,756,603.80	
2		8,804,849.40	8,804,849.40	
		136,561,453.20	136,561,453.20	

4

143,863.44

24

	22,671,940.39	12,554,791.54
	853,982.01	791,081.32
	109,750,858.18	31,055,781.52
	5,788,360.99	4,351,879.37
	1,865,058.78	1,763,706.14
	2,616,920.96	9,385,516.30
	11,437,007.70	6,343,636.14
	2,427,313.20	2,505,300.55
	1,001,183.94	1,082,564.22
	874,899.02	761,043.81
	78,969.67	83,983.25
	582,016.14	626,114.87
	739,764.87	437,217.33
	0.00	16,889.34
	160,688,275.85	71,759,505.70

cninfo 巨潮资讯 www.cninfo.com.cn 中国证监会指定信息披露网站

29

1

	314,400,000.00	621,337,500.00
	314,400,000.00	621,337,500.00

2

	8,493,333.33	2,466,000.00	1,133,884.62	0.00	9,825,448.71
	8,493,333.33	2,466,000.00	1,133,884.62	0.00	9,825,448.71

1 2012 2010

400.00 2014 9

	( )		( )
-	4,000,000.00	10	400,000.00

2 2013 -2015 560.00

RFID 2014 5

	( )		( )
-	5,600,000.00	10	560,000.00

3 2016 2 411.00

2014 40%

164.40 246.60

	( )		( )
-	2,466,000.00	13	189,692.30

31

		+					
	681,021,500.00						681,021,500.00

32

	1,070,552,177.43			1,070,552,177.43
	426,816.58			426,816.58
	426,816.58			426,816.58
	1,070,978,994.01			1,070,978,994.01

33

cninfo 巨潮资讯 www.cninfo.com.cn 中国证监会指定信息披露网站

	147,029,561.32	18,891,715.77		165,921,277.09
	160,361,019.89	18,891,715.77		179,252,735.66
	307,390,581.21	37,783,431.54		345,174,012.75

34

	909,576,038.23	970,657,916.52
	909,576,038.23	970,657,916.52
	6,472,723.05	5,610,530.73
	18,892,387.37	6,105,344.51
	18,892,387.37	6,105,344.51
		54,481,720.00
	878,258,613.80	909,576,038.23

35

	14,377,722,379.27	12,132,532,723.01	15,461,522,539.24	12,983,762,948.80
	988,624,227.36	2,284,068.24	939,862,258.12	2,169,619.01
	15,366,346,606.63	12,134,816,791.25	16,401,384,797.36	12,985,932,567.81

36

	13,857,164.79	47,330,798.79
	26,651,371.86	25,434,796.57
	11,636,434.09	11,145,075.01
	23,485,718.68	
	2,305,717.08	
	90,580.00	
	5,155,422.28	
	9,288,080.73	11,854,605.77
	6,672,176.90	7,432,031.68
		11,798.17
		4,493,823.08
	673,603.05	1,514,051.75
	99,816,269.46	109,216,980.82

37

	1,295,613,753.64	1,096,435,125.35
	475,648,030.31	483,596,212.17
	287,236,167.51	290,497,684.84
	162,820,680.01	167,635,290.76

cninfo 巨潮资讯 www.cninfo.com.cn 中国证监会指定信息披露网站

	150,797,239.97	124,274,261.55
	76,769,371.50	80,404,232.14
	140,250,305.28	188,273,050.96
	4,919,850.01	9,933,680.50
	11,942,332.25	9,894,955.06
	102,841,392.47	120,975,209.15
	87,553,354.54	70,580,050.60
	2,796,392,477.49	2,642,499,753.08

38

	220,593,088.90	293,974,594.91
	59,844,981.11	58,636,765.46
	56,212,002.54	54,643,595.03
	12,030,902.45	14,426,938.42
	3,107,787.01	10,519,016.15
	3,530,256.81	3,953,220.05
	9,461,498.81	6,740,564.99
	4,066,891.36	4,364,969.00
	13,409,374.33	42,766,271.14
	2,012,177.72	3,984,905.70
	17,859,556.22	15,579,879.91
	17,659,505.24	16,080,803.73
	12,917,182.24	12,521,138.65
	11,618,623.68	7,643,836.75
	70,096,486.57	39,845,916.94
	514,420,314.99	585,682,416.83

39

	63,119,845.56	

	2,392,518.64	36,054.79
	54,488,869.00	71,147,296.57

42

	315,938,601.05	79,456.62	315,938,601.05
	315,938,601.05	79,456.62	315,938,601.05
	50,766,912.90	23,871,199.36	50,766,912.90
	2,333,426.51	3,636,744.57	2,333,426.51
	369,038,940.46	27,587,400.55	369,038,940.46

				/
		400,000.00	400,000.00	
		560,000.00	560,000.00	
		173,884.62		
		10,020,211.93	7,623,485.36	
		1,579,790.00	5,759,190.00	
		0.00	150,000.00	
		1,040,000.00	409,126.00	
		670,000.00	1,011,000.00	
		1,808,000.00	35,000.00	
		330,000.00	200,000.00	
		720,000.00	0.00	
		0.00	59,400.00	
		0.00	15,000.00	
		851,510.85	355,275.00	
		661,800.00	753,813.00	
		0.00	300,000.00	
		0.00	20,000.00	
		240,000.00	160,000.00	
		72,000.00	41,000.00	
		0.00	125,250.00	
		0.00	200,000.00	
		70,000.00	0.00	
		0.00	3,200,000.00	
		0.00	500,000.00	
		244,523.50	1,210,660.00	
		8,700.00	783,000.00	
		1,644,000.00		
		310,000.00		
	--	21,404,420.90	23,871,199.36	--

1,237.71%%

43

cninfo 巨潮资讯 www.cninfo.com.cn 中国证监会指定信息披露网站

	33,727,224.62	5,823,464.09	33,727,224.62
	33,727,224.62	5,823,464.09	33,727,224.62
		150,000.00	
	53,007,130.29	29,076,647.68	53,007,130.29
	11,644,468.79	2,587,248.10	11,644,468.79
	98,378,823.70	37,637,359.87	98,378,823.70

161.39%%

44

1

	115,608,365.98	49,889,611.34
	-60,148,721.70	-40,481.04
	55,459,644.28	49,849,130.30

2

	64,336,777.23
/	16,084,194.31
	-5,306,698.73
	6,914,830.59
	-11,513,036.89
	49,280,355.00
	55,459,644.28

45

1

	6,466,007.11	5,610,530.73
	681,021,500.00	681,021,500.00
/	0.01	0.01

	681,021,500.00	681,021,500.00
	681,021,500.00	681,021,500.00

2

46

1

cninfo 巨潮资讯 www.cninfo.com.cn 中国证监会指定信息披露网站

	49,633,028.28	22,911,199.36
	13,474,853.87	19,132,692.22
	2,333,426.51	9,067,993.70
	65,441,308.66	51,111,885.28

2

	493,307,535.55	499,677,015.90
	305,095,723.73	306,077,564.75
	102,841,392.47	120,975,209.15

	0.00	0.00
	0.00	0.00
	63,119,845.56	72,718,035.48
	-54,488,869.00	-71,147,296.57
	-60,148,721.70	-40,481.04
	0.00	0.00
	-59,591,741.61	89,356,152.52
	86,220,994.81	-63,300,790.73
	565,096,904.14	-316,773,290.90
	-1,133,884.62	-960,000.00
	693,158,761.91	111,236,950.69
2	--	--
3	--	--
	1,262,561,646.33	882,992,253.92
	882,992,253.92	1,114,934,638.34
	379,569,392.41	-231,942,384.42

2

	62,188,100.00
	--
	41,925,000.00
	16,263,100.00
	4,000,000.00
	35,584,744.91
	--
	33,566,108.01
	242,567.58
	1,776,069.32
	--
	26,603,355.09

3

	1,262,561,646.33	882,992,253.92
	90,933,249.22	96,767,038.35
	893,493,385.89	667,790,566.95
	258,135,011.22	118,434,648.62
	20,000,000.00	
	1,262,561,646.33	882,992,253.92

2017 4 -6

66,061,460.89

1

1

2

1

cninfo 巨潮资讯 www.cninfo.com.cn 中国证监会指定信息披露网站

3

4

	2016 8	3,507,140.65	2,507,140.65
	2016 8		
	2016 8		

2016 5 80% 2016

12 31 2,500.00

2

	2016 12
	2016 7
	2016 7
	2016 4
	2016 4
	2016 4

				35.00%		
				49.00%		
				4.60%		

2

	/	/
	--	--
	118,307,308.48	20,940,763.20
	--	--
--	240,945.28	911,241.78
--	240,945.28	911,241.78

4

2016 8 1

SPV

100%

100% 2016 12

2016 12 31

2

2016 12 31

	417,293,483.65	650,168,042.73	-232,874,559.08	2,507,238.30	2017 1

1

30.81%(30.80%)

3

5

2

	1 1	1-3 3	3-5 5	5	
( )	1,197,393,931.02				1,197,393,931.02
	444,773,678.21				444,773,678.21
	2,003,738,844.98				2,003,738,844.98

A

B

C

1

2016 12 31 ( )

94,853,195 13.93%

217,920,851 32%

2

1

3

2

4

" "	20%
" "	
" "	
	45%
	97%
	83%

5

1

/

		2,528,406.92			9,850,527.28
		5,666,606.68			279,904.27
		21,967,073.67			299,957.83
		40,564,830.04			
		73,134,981.69			
		155,623.93			822,325.03
		1,980,000.00			

2014 10 10

2016 40,000.00

2 / /

/

cninfo 巨潮资讯 www.cninfo.com.cn 中国证监会指定信息披露网站

/	/	/	/	/		
			2016 8 23	2019 12 31		1,160,349.30

/

2016 8 23

1000 10

10 2.5%

10

10		*50%
10	> *2	*50%
	<= *2	

3

		6.6	6.6			

		146,551.31	7,327.57		
		13,393,200.00	669,660.00		
		2,869,900.00	143,495.00		

2

		138,611.46	8,888,625.17
		2,365,230.05	327,488.00
		4.40	350,704.30
		2,094,386.19	
		99,750.00	23,874.99
		696,302.98	
		45,771,540.81	
		40,000.00	
		1,160,349.30	
		20,000.00	

1

1

	15,000,000.00
	15,000,000.00

9 1

2

2

3

A 2016 8

1 2016 12

2016 9 30

B 2016 8

1 2016 12

C 2016 9 2

cninfo 巨潮资讯 www.cninfo.com.cn 中国证监会指定信息披露网站

2016 8

	358,635.04	100.00%	358,635.04	100.00%		358,635.04	100.00%	358,635.04	100.00%	

1			
5	358,635.04	358,635.04	100.00%
	358,635.04	358,635.04	100.00%

9

2 5% 5%

2

1

	5,165,171.46	0.35%	5,165,171.46	100.00%		5,165,171.46	0.29%	5,165,171.46	100.00%	
	1,488,829,315.86	99.65%	5,604,523.95	0.38%	1,483,224,791.91	1,785,421,108.43	99.71%	4,599,668.95	0.26%	1,780,821,439.48
	1,493,994,487.32	100.00%	10,769,695.41	0.72%	1,483,224,791.91	1,790,586,279.89	100.00%	9,764,840.41	0.55%	1,780,821,439.48

	5,165,171.46	5,165,171.46	100.00%	
	5,165,171.46	5,165,171.46	--	--

1			

cninfo 巨潮资讯 www.cninfo.com.cn 中国证监会指定信息披露网站

1 1	20,105,100.00	1,005,255.00	5.00%
1	20,105,100.00	1,005,255.00	5.00%
5	4,599,268.95	4,599,268.95	100.00%
	24,704,368.95	5,604,523.95	22.69%

9

	1,464,124,946.91	
	1,464,124,946.91	

9

2

1,004,855.00

3

	1,464,124,946.91	1,780,813,839.48
	5,165,171.46	5,165,171.46
	24,704,368.95	4,607,268.95
	1,493,994,487.32	1,790,586,279.89

4

	2,264,990,050.95		2,264,990,050.95	2,022,990,050.95		2,022,990,050.95
	78,002,161.10		78,002,161.10	20,940,763.20		20,940,763.20
	2,342,992,212.05		2,342,992,212.05	2,043,930,814.15		2,043,930,814.15

1

	980,007,500.00			980,007,500.00		
	242,410,078.43			242,410,078.43		
	202,639,040.00			202,639,040.00		
	268,368,900.00			268,368,900.00		
	50,000,000.00			50,000,000.00		
	50,044,532.52			50,044,532.52		
	9,300,000.00			9,300,000.00		
	50,000,000.00		50,000,000.00	0.00		
	2,000,000.00			2,000,000.00		
	8,000,000.00		8,000,000.00	0.00		
	10,000,000.00			10,000,000.00		
	150,220,000.00			150,220,000.00		
		300,000,000.00		300,000,000.00		
	2,022,990,050.95	300,000,000.00	58,000,000.00	2,264,990,050.95		

2



	2,392,518.64
	-62,318,172.57
	63,291,890.99
	-51,763.05
	239,957,062.90

1

1

2

		/	/
	0.22%	0.01	0.01
	-7.86%	-0.34	-0.34

3

1

2

3

cninfo 巨潮资讯 www.cninfo.com.cn 中国证监会指定信息披露网站

2016

cninfo 巨潮资讯 www.cninfo.com.cn 中国证监会指定信息披露网站